

Amsterdam Walk

Property Highlights

Location

Site Plan

Demographics

Gallery

Contact



553 Amsterdam Avenue, Atlanta, GA 30306

Office and Retail Center
Atlanta, GA

132,936 SF
LEASABLE SPACE



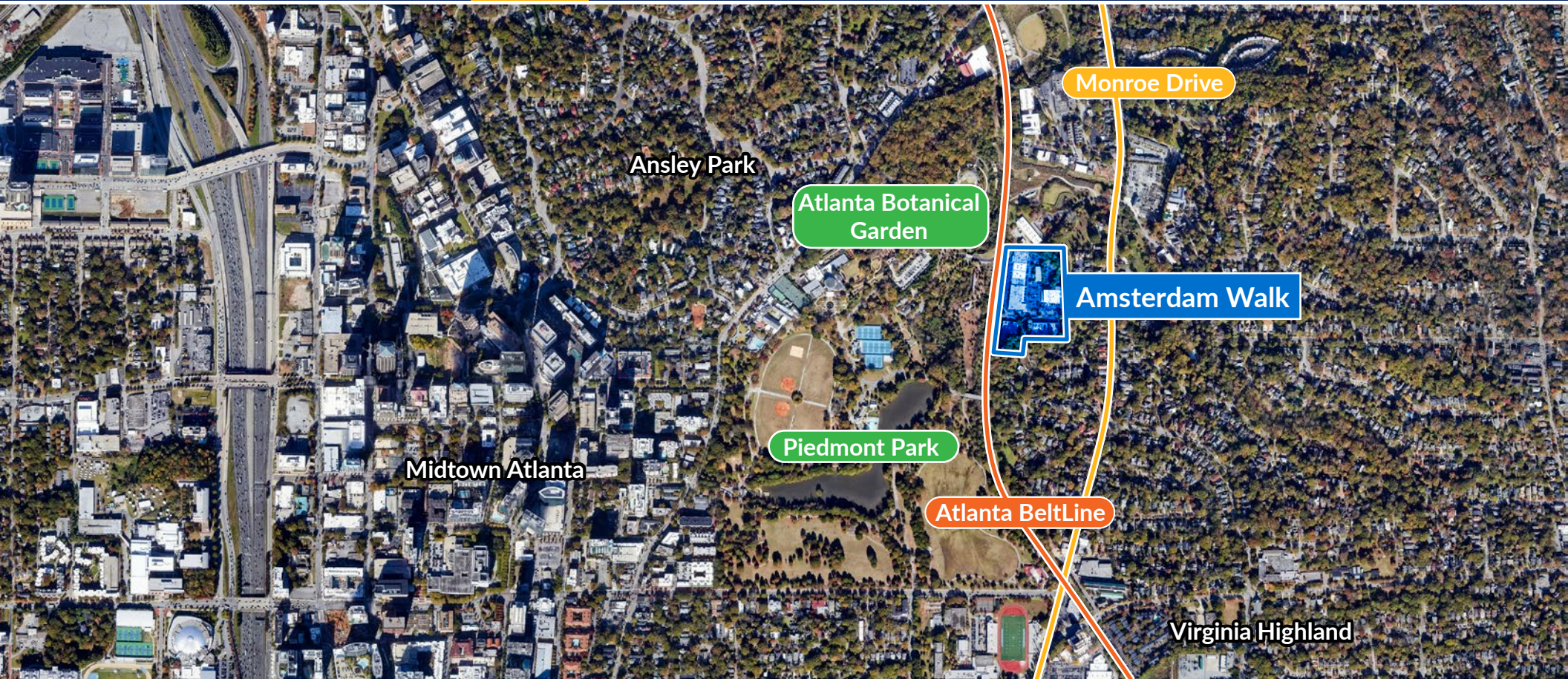
Amsterdam Walk



Amsterdam Walk is a popular in-town shopping and dining district in the heart of Atlanta.

- Located on the Atlanta BeltLine
- Adjacent to Piedmont Park

Amsterdam Walk



Within 3 miles



110,029
HOUSEHOLDS

&



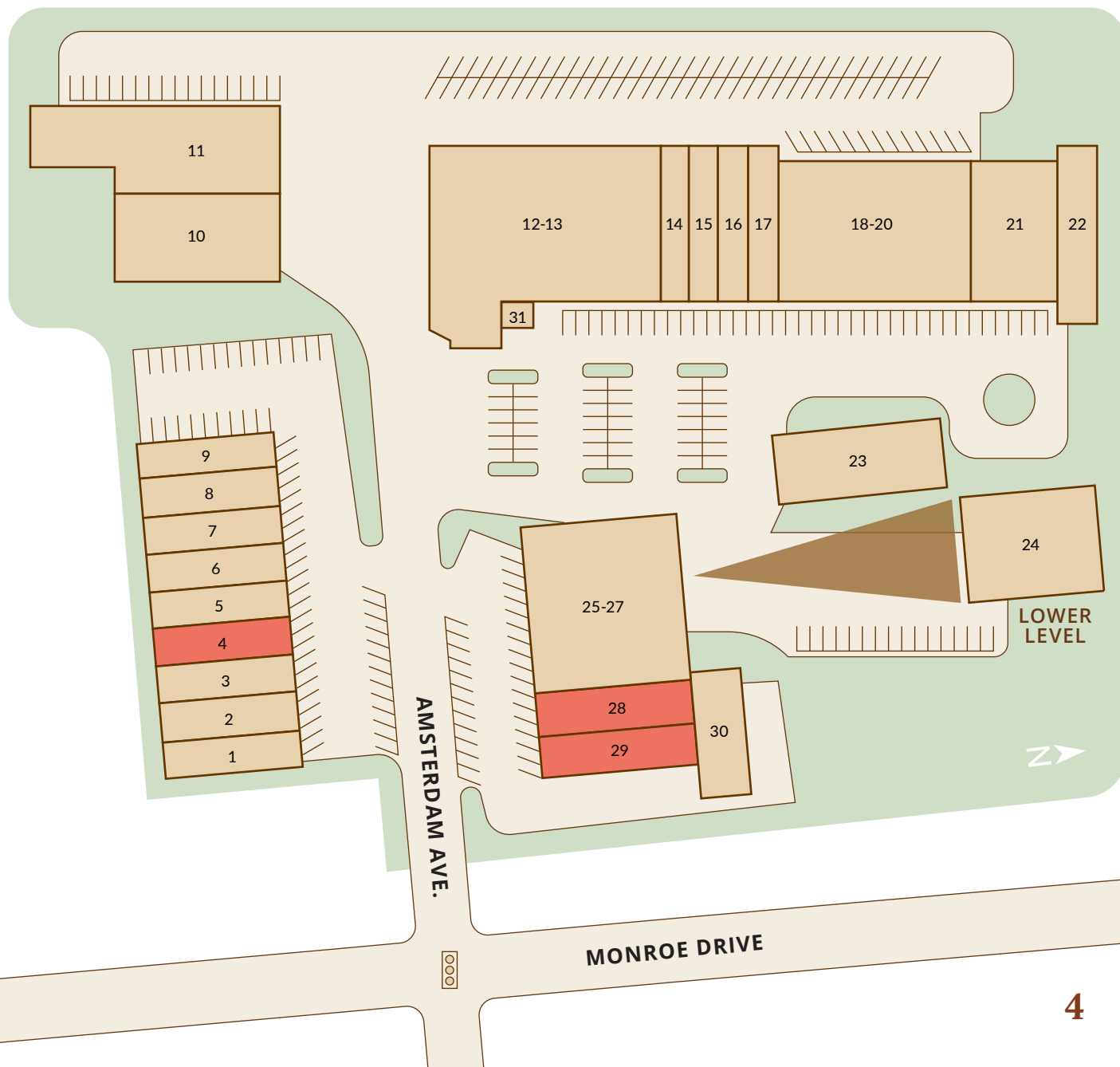
186,862
POPULATION

Situated in one of Midtown Atlanta's historic warehouse districts, Amsterdam Walk is bordered by the Atlanta BeltLine and Monroe Drive, making it a bikeable and pedestrian friendly spot among the affluent neighborhoods of Ansley Park and Virginia Highland.

Amsterdam Walk

Property Highlights Location **Site Plan** Demographics Gallery Contact

Suite	Tenant	Size (SF)
1	Red Light Cafe	2,555
2	Swimmerman Swim School	2,950
3	Dine & Design	2,467
4	AVAILABLE	2,553
5	PT Solutions	2,483
6	Mathnasium	2,483
7	Jackbilt	2,483
8	Estate Sale 365	2,483
9	Soul Studios	2,553
10	Team Octopus	8,583
11	Piedmont Bark	10,256
12-13	International Preschools	12,577
14	Simply Sun Tanning	2,457
15	Worthmore Jewelers	2,457
16	Labor of Love Needlepoint	2,364
17	Men's Consignment Shop	2,393
18-20	Urban Body Fitness	18,783
21	The Rounds	6,700
22	Beya Salon Studios	3,650
23	Atlanta Ballet	6,000
24	Unavailable	7,533
25-27	Catch Air	9,680
28	AVAILABLE	2,703
29	AVAILABLE	2,819
30	Sound Associates	2,404
31	Sean's Harvest Market	120



Amsterdam Walk

Property Highlights

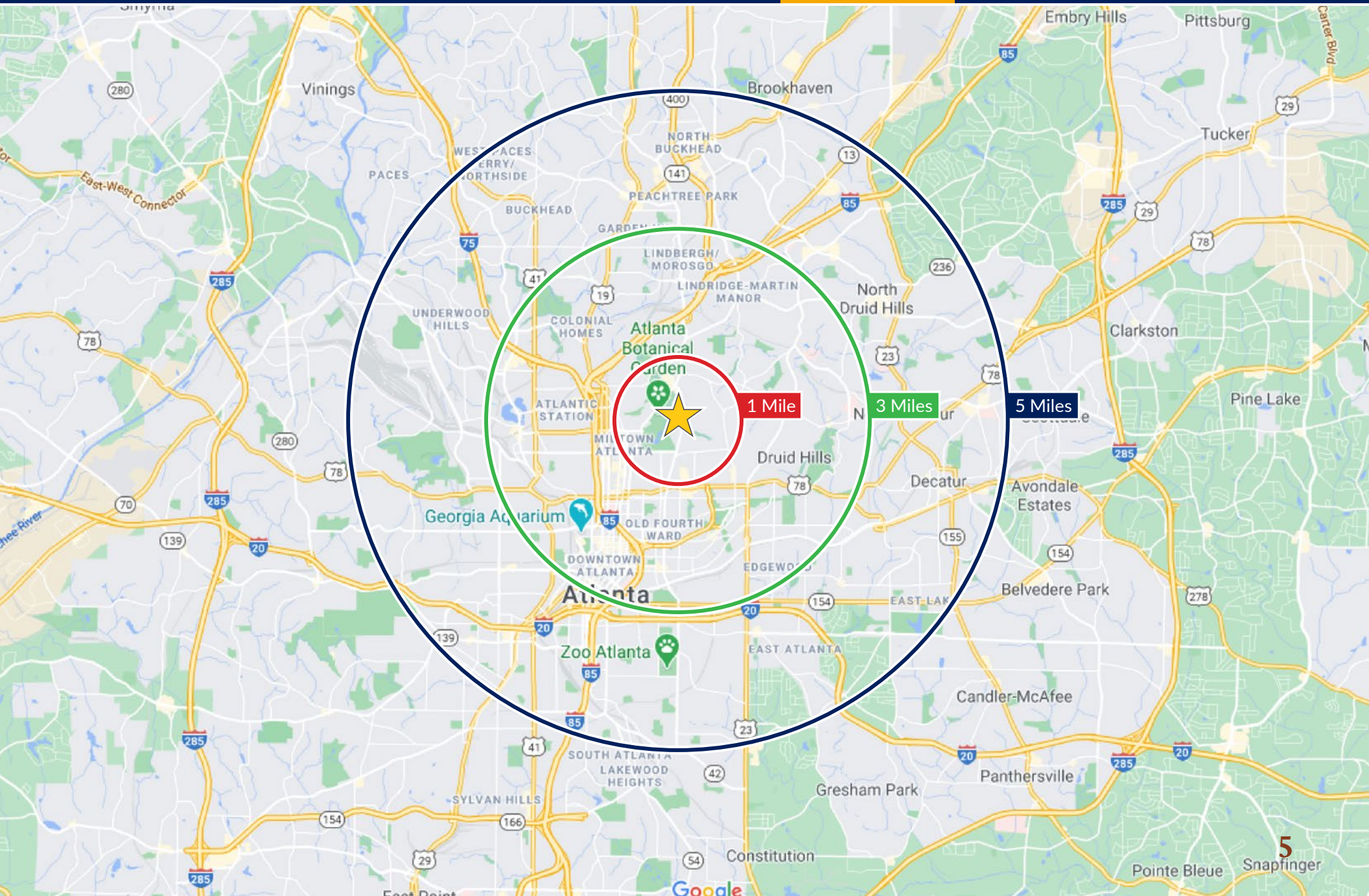
Location

Site Plan

Demographics

Gallery

Contact



Amsterdam Walk

	1 MILE	3 MILES	5 MILES
POPULATION			
2000 Population	17,643	130,717	324,857
2010 Population	19,371	149,911	346,282
2021 Population	23,048	194,076	425,884
2026 Population	24,414	214,722	466,670
2000-2010 Annual Rate	0.94%	1.38%	0.64%
2010-2021 Annual Rate	1.56%	2.32%	1.86%
2021-2026 Annual Rate	1.16%	2.04%	1.85%
2021 Male Population	53.6%	53.3%	51.0%
2021 Female Population	46.4%	46.7%	49.0%
2021 Median Age	38.4	33.0	34.3
MEDIAN AGE	The median age in this area is 38.4, compared to U.S. median age of 38.5.		
RACE AND ETHNICITY			
2021 White Alone	78.4%	58.4%	53.2%
2021 Black Alone	10.8%	25.1%	31.8%
2021 American Indian/Alaska Native Alone	0.2%	0.2%	0.2%
2021 Asian Alone	7.1%	10.6%	8.1%
2021 Pacific Islander Alone	0.0%	0.0%	0.0%
2021 Other Race	0.9%	2.5%	3.5%
2021 Two or More Races	2.6%	3.2%	3.1%
2021 Hispanic Origin (Any Race)	4.1%	6.2%	7.9%
HOUSEHOLDS			
2000 Households	10,307	62,774	142,471
2010 Households	11,226	75,117	161,305
2021 Total Households	13,835	99,513	202,134
2026 Total Households	14,748	111,153	222,814
2000-2010 Annual Rate	0.86%	1.81%	1.25%
2010-2021 Annual Rate	1.87%	2.53%	2.03%
2021-2026 Annual Rate	1.29%	2.24%	1.97%
2021 Average Household Size	1.64	1.74	1.94
AVERAGE HOUSEHOLD INCOME			
2021 Average Household Income	\$170,723	\$128,822	\$126,537
2026 Average Household Income	\$189,028	\$146,031	\$143,327
2021-2026 Annual Rate	2.06%	2.54%	2.52%

Source: ESRI, January 2022

Amsterdam Walk

Property Highlights

Location

Site Plan

Demographics

Gallery

Contact



Amsterdam Walk

Property Highlights

Location

Site Plan

Demographics

Gallery

Contact



Amsterdam Walk

Property Highlights

Location

Site Plan

Demographics

Gallery

Contact



John Brozovic

jbrozovic@halpernent.com
(770) 508-3314